

# GLOBAL® GX

Maintenance free

Quiet,  
dependable  
operation

Vandal resistant

Exceptional  
value & reliability

Up to 5 year  
limited warranty



GX Series White



GX-BG Series Black Graphite

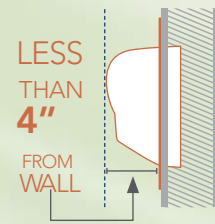


GX-C Series Chrome



GX-MR  
Recessed Mount

A **RECESS KIT** is available to reduce the depth of the dryer to less than 4" from the surface of the wall on all models.



## OVERVIEW:

THE GX SERIES AUTOMATIC HAND DRYERS PROVIDE A QUIET AND COMPACT DESIGN TO FIT ANY BUDGET.

Distributed by  
**www.AmeraProducts.com**  
Phone: (800) 608-6568  
Fax: (409) 840-5545  
info@ameraproducts.com

## construction features:

### HEAVY DUTY ONE-PIECE COVER OPTIONS

- Flame retardant white ABS
- Steel with white epoxy finish (M)
- Steel with black graphite epoxy finish (BG)
- Steel with satin chrome finish (C)

**TAMPER RESISTANT** – Tamper resistant screws secure cover to base. Air intake vents are shielded for additional safety.

**MOTOR** – Permanently lubricated, maintenance-free, brushless induction motor with automatic resetting thermal protector. 1/12 HP, 3100 RPM.

**AUTOMATIC SENSOR** – RoHS compliant lead-free design. Microprocessor controlled infrared sensor turns dryer on when hands are under the outlet for up to 80 seconds.

**HEATING ELEMENT** – Constructed of NiChrome resistance wire with automatic resetting thermostat. Heating element operates in the black range for maximum life.

P/N	Accessories
ADA-W	White recess kit for all white models
ADA-SS	Stainless steel recess kit for (BG), (C), (SS) models
AP	Universal adapter plate for all surface models. Stainless.
SG	Stainless steel splash guard for all models. 14" H x 16" W.

## specifications GX

AIR FLOW	130 CFM (Cubic Feet per Min.)
AIR VELOCITY	4500 LFM (Linear Feet per Min.)
AIR TEMP	130°F at 72°F Ambient
SOUND LEVEL	63 dB (Quietest in its class)
DIMENSIONS SURFACE	10-1/8" W x 9-3/8" H x 5-5/8" D
MOUNTING HEIGHTS (From floor to bottom of hand dryer)	Men 44" Women 42" Children 32"-42" Handicapped 36"

### WARRANTY:

5-year limited warranty GX-M/C. 3-year limited warranty GX. Includes **same day** factory repair or part replacement. See owner's manual for details.

## GX model reference chart

MODEL				ELECTRICAL RATINGS			
ABS White	Steel White	Black Graphite	Steel Chrome	Volts	Amps	Watts	Hertz
GX1	GX1-M	GX1-BG	GX1-C	110-120	12	1500	50/60
GX3	GX3-M	GX3-BG	GX3-C	208-240	6	1500	50/60

**Recessed Mounting** is available by designating (R) after model no. or order kit separately. See accessories chart

## GX SERIES MOUNTING DIAGRAMS

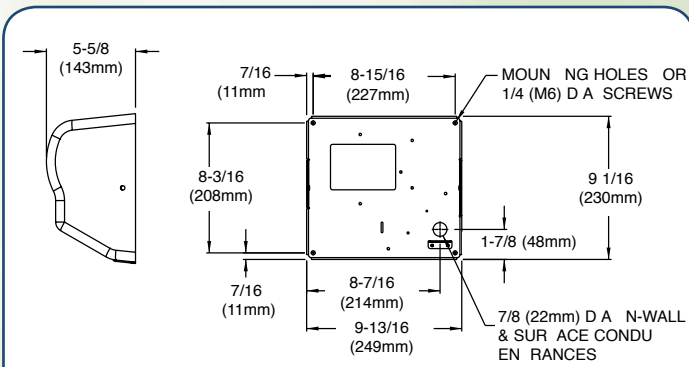


Figure 1 - GX Series Surface Mount

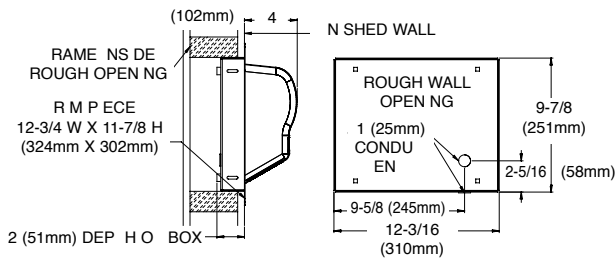


Figure 2 - GX-MR Series Recessed Mount

## SAVE 95% VERSUS PAPER TOWELS

**GX Series** Hand dryers achieve up to a 95% cost savings over paper towels. These savings are realized by eliminating the maintenance and operating expenses associated with paper or linen towels.

*"Our school saved over \$21,000 last year with American Dryer!"*

### COST ANALYSIS FOR A PUBLIC SCHOOL

Paper Towel Usage	800 CASES
Total Paper Costs	\$24,000
Hand Dryer Operating Costs	\$2,453
<b>ANNUAL SAVINGS</b>	<b>\$21,547</b>
Payback Time	11 MONTHS

### COST ANALYSIS FOR A RESTAURANT

Paper Towel Usage	90 CASES
Total Paper Costs	\$2,025
Hand Dryer Operating Costs	\$96
<b>ANNUAL SAVINGS</b>	<b>\$1,929</b>
Payback Time	12 MONTHS

Represented by:



American Dryer, Inc.

33067 Industrial Road | Livonia, MI 48150 | U.S.A.

## GENERAL INFORMATION

### DRYER PLACEMENT:

Dryers should be placed at least 2 feet apart and at least 12" from washbasin. Do not install dryer over washbasin. Automatic dryers should be at least 18" above any projection which may interfere with the operation of the automatic sensor.

### DRYER INSTALLATION:

Hand dryers require a dedicated circuit (max. 20 amp) and must be properly grounded. One side of dryer should be mounted to a stud. All surface mount dryers are provided with conduit entrances for both between wall and surface wiring.

### QUANTITY ESTIMATE, HAND DRYER:

Average traffic washroom.....1 dryer per 2 washbasins  
 Heavy traffic washroom.....1 dryer per washbasin  
 54" wash fountain.....4 dryers per sink

SHIPPING WEIGHT: GX 8 lbs, GX-M/BG/C 10 lbs

Printed on Recycled Paper

