

THE MOST COMPACT
HIGH SPEED ENERGY EFFICIENT
HAND DRYERS - MADE IN THE U.S.A.



GXT-M Series
Metal, White Epoxy Finish



GXT-C Series
Metal, Satin Chrome Finish



GXT-MR Recessed Mount
Reduces Depth to Less Than 4"

GXT SERIES
FASTEST
MAXIMUM
performance

best selling • energy efficient

10-12 seconds
Drying Time

1500 watts
Power

GXT MODEL REFERENCE CHART				ELECTRICAL RATINGS		
ABS White	Steel White	Steel Chrome	Stainless Steel	All models 50/60 Hz Volts Amps Watts		
GXT6	GXT6-M	GXT6-C	GXT6-SS	110-120	12.5	1500
GXT8	GXT8-M	GXT8-C	GXT8-SS	208-240	6.5	1500

Recessed Mounting is available by designating (R) after model no. or order kit separately.

3 X FASTER

80% LESS ENERGY

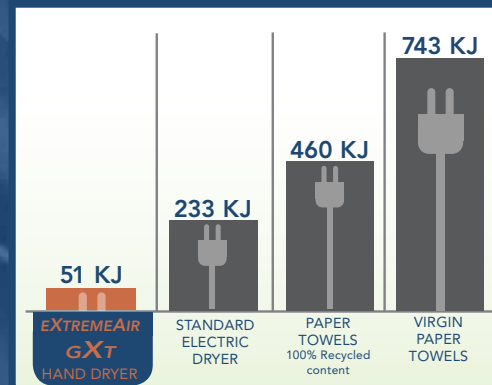
95% COST SAVINGS

16,000 LFM Air Velocity 135° F Air Temperature

83 dB Sound Level



COMPARISON OF ENERGY PER USE



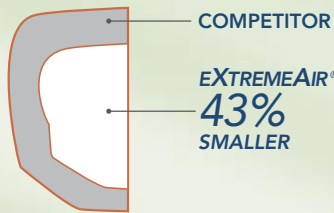
Energy is measured in KiloJoules (KJ). Lower numbers represent less energy use and less cost.

Overview:

The **EXTREMEAIR** is **THE HIGH SPEED HAND DRYER FOR THE NEXT GENERATION™**. The patented design is the most compact and affordable high speed hand dryer made in the U.S.A.

Construction Features:

MOST COMPACT high performance hand dryer in the industry. It's **43% smaller** than old "industry standard" high speed dryers; yet, it's just as powerful and uses less electricity.



VANDAL RESISTANT – Two tamper resistant screws secure the heavy duty vandal resistant cover to the steel base. Motor and heater are inaccessible to vandals. Air intake is shielded for additional safety.

HEAVY DUTY ONE-PIECE COVER OPTIONS –

- Flame retardant white ABS
- Steel with white epoxy finish (M)
- Steel with satin chrome finish (C)
- Stainless steel with #4 brush finish (SS)

MOTOR – Powerful series commutated through-flow discharge vacuum motor/blower with automatic resetting thermal protector. 5/8 HP, 24,000 RPM.

AUTOMATIC SENSOR – RoHS compliant lead-free design. Microprocessor controlled infrared sensor turns dryer on when hands are under the outlet for up to 80 seconds.

HEATING – element to instantly raise the air temperature to **135°F**. The heating element has an automatic thermal protector and operates in the black range for maximum life.

WARRANTY – 5-year limited warranty with same-day factory repair or shipment of replacement parts.

DIMENSIONS: Surface: 10-1/8" W x 9-3/8" H x 5-5/8" D

MOUNTING HEIGHTS:

Men	44"
Women	42"
Children	32-42"
Handicapped	36"

SHIPPING WEIGHT: **GXT** 9 lbs, **GXT-M/C** 11 lbs

DRYER PLACEMENT - Dryers should be placed at least 2 feet apart and at least 12" from washbasin. Do not install dryer over washbasin. Automatic dryers should be at least 18" above any projection which may interfere with the operation of the automatic sensor.

ELECTRICAL REQUIREMENTS - Each dryer must be connected to a dedicated 15 or 20 amp line.

MOUNTING - One side of dryer should be mounted to stud. All surface mount dryers are provided with conduit entrances for both between-wall and surface wiring.

Quantity Estimate:

- Average traffic washroom.....1 dryer per 2 washbasins
- Heavy traffic washroom.....1 dryer per washbasin
- 54" wash fountain.....4 dryers per sink



Universal Adapter Plate (AP)
14 gauge stainless steel plate (14" H x 16" W) used to cover holes from older bulky hand dryers and paper towel dispensers being replaced.

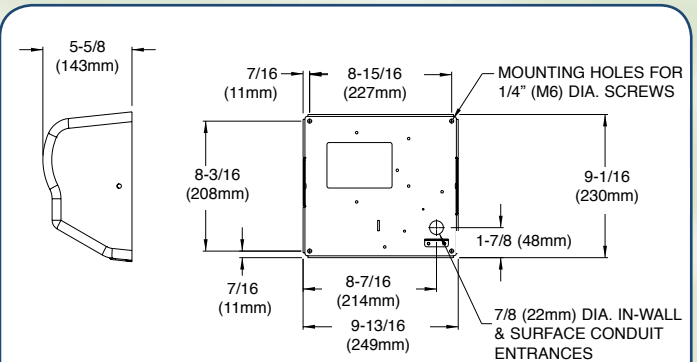


Figure 1 - GXT Series Surface Mount

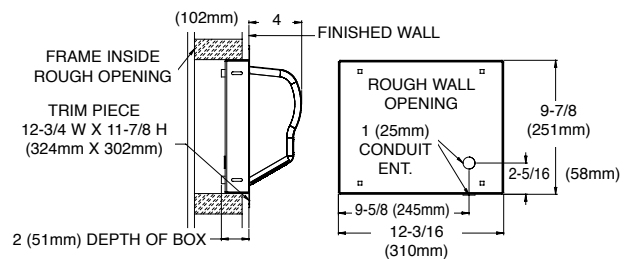


Figure 2 - GXT-MR Series Recessed Mount



Distributed by
www.Ameraproducts.com
Phone: (800) 608-6568
Fax: (409) 840-5545
info@ameraproducts.com