

Distributed by  
[www.Ameraproducts.com](http://www.Ameraproducts.com)  
 Phone: (800) 608-6568  
 Fax: (409) 840-5545  
[info@ameraproducts.com](mailto:info@ameraproducts.com)

THE MOST COMPACT  
**HIGH SPEED ENERGY EFFICIENT**  
 HAND DRYERS - MADE IN THE U.S.A.



EXT-M Series  
 Metal, White Epoxy Finish



EXT-C Series  
 Metal, Satin Chrome Finish



EXT-MR Recessed Mount  
 Reduces Depth to Less Than 4"

**new**

EXT SERIES

**GREENEST**

**NO** dedicated line required

Connect up to 3 dryers on one line!

**12-15** seconds  
 Drying Time

**540** watts  
 Power

EXT MODEL REFERENCE CHART				ELECTRICAL RATINGS		
ABS White	Steel White	Steel Chrome	Stainless Steel	All models 50/60 Hz		
				Volts	Amps	Watts
EXT2	EXT2-M	EXT2-C	EXT2-SS	110-120	4.5	540
EXT4	EXT4-M	EXT4-C	EXT4-SS	208-240	2.3	540

Recessed Mounting is available by designating (R) after model no. or order kit separately.

**3 X FASTER**

**90% LESS ENERGY**

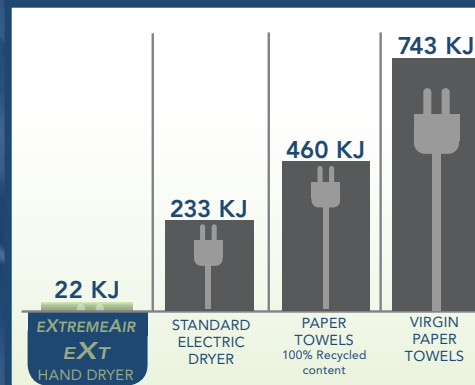
**95% COST SAVINGS**

16,000 LFM Air Velocity 95° F Air Temperature

83 dB Sound Level



COMPARISON OF ENERGY PER USE



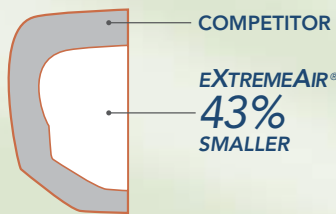
Energy is measured in KiloJoules (KJ). Lower numbers represent less energy use and less cost.

## Overview:

The **EXTREMEAIR** is **THE HIGH SPEED HAND DRYER FOR THE NEXT GENERATION™**. The patented design of the **EXTREMEAIR EXT SERIES IS THE FIRST AND ONLY HIGH SPEED HAND DRYER TO REDUCE POWER CONSUMPTION TO AN INDUSTRY-LEADING 540 WATTS. THAT'S UP TO 3 X LESS POWER THAN OTHER "GREEN" HAND DRYERS.**

## Construction Features:

**MOST COMPACT** high performance hand dryer in the industry. It's **43% smaller** than old "industry standard" high speed dryers; yet, it's just as powerful and uses less electricity.



**VANDAL RESISTANT** – Two tamper resistant screws secure the heavy duty vandal resistant cover to the steel base. Motor and heater are inaccessible to vandals. Air intake is shielded for additional safety.

### HEAVY DUTY ONE-PIECE COVER OPTIONS –

- Flame retardant white ABS
- Steel with white epoxy finish (M)
- Steel with satin chrome finish (C)
- Stainless steel with #4 brushed finish (SS)

**MOTOR** – Powerful series commutated through-flow discharge vacuum motor/blower with automatic resetting thermal protector. 5/8 HP, 24,000 RPM.

**AUTOMATIC SENSOR** – RoHS compliant lead-free design. Microprocessor controlled infrared sensor turns dryer on when hands are under the outlet for up to 80 seconds.

**HEATING** – uses motor heat to efficiently raise the air temperature to **95° F**.

**WARRANTY** – 5-year limited warranty with same-day factory repair or shipment of replacement parts.

**DIMENSIONS: Surface:** 10-1/8" W x 9-3/8" H x 5-5/8" D

**MOUNTING HEIGHTS:**

Men	44"
Women	42"
Children	32-42"
Handicapped	36"

**SHIPPING WEIGHT:** EXT 9 lbs, EXT-M/C 11 lbs

**DRYER PLACEMENT** - Dryers should be placed at least 2 feet apart and at least 12" from washbasin. Do not install dryer over washbasin. Automatic dryers should be at least 18" above any projection which may interfere with the operation of the automatic sensor.

**ELECTRICAL REQUIREMENTS** - EXT dryers do NOT require a dedicated line. Do not connect more than three EXT hand dryers to one 20 amp line.

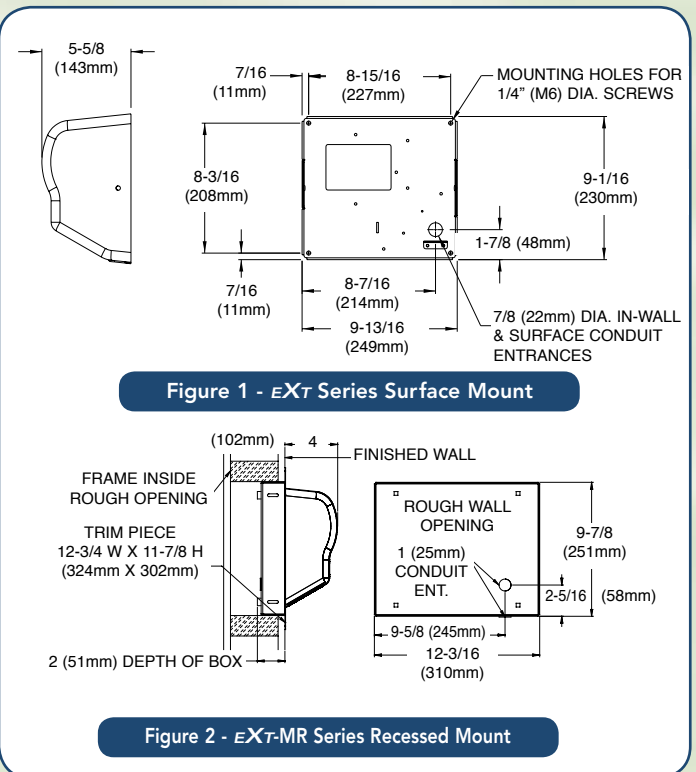
**MOUNTING** - One side of dryer should be mounted to stud. All surface mount dryers are provided with conduit entrances for both between-wall and surface wiring.

Quantity Estimate:

Average traffic washroom.....1 dryer per 2 washbasins  
 Heavy traffic washroom.....1 dryer per washbasin  
 54" wash fountain.....4 dryers per sink



**Universal Adapter Plate (AP)**  
 14 gauge stainless steel plate (14" H x 16" W) used to cover holes from older bulky hand dryers and paper towel dispensers being replaced.



Distributed by  
**www.Ameraproducts.com**  
 Phone: (800) 608-6568  
 Fax: (409) 840-5545  
 info@ameraproducts.com

